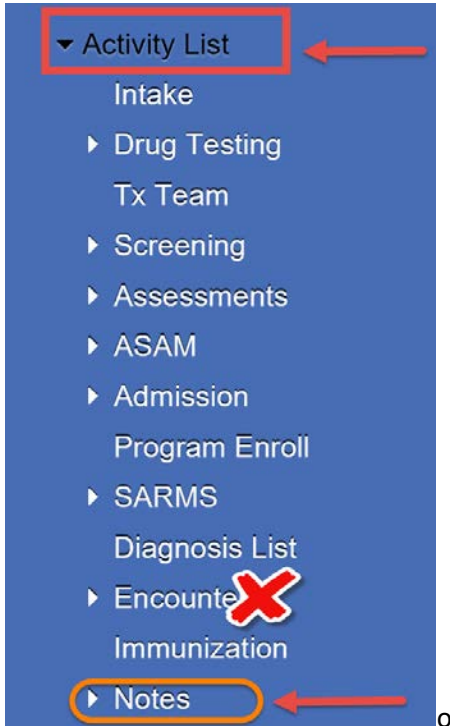


SANWITS NOABD

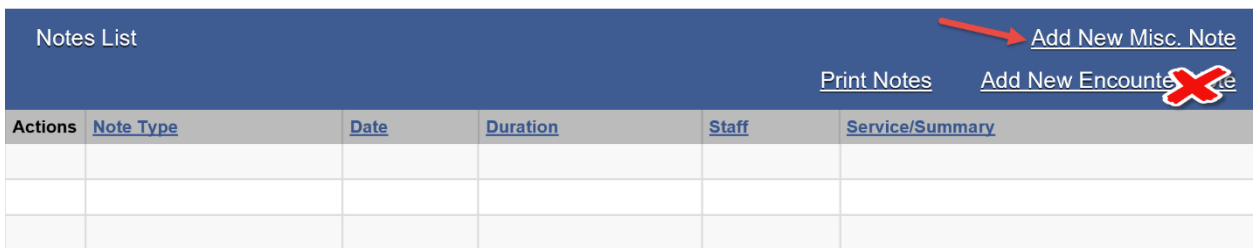
NOABD (Notice of Adverse Benefit Determination) Tracking in SanWITS

See SUDPOH, section Appendix G.6 for details on NOABD notices
NOABD forms are located on the Optum website at www.optumsandiego.com
When an NOABD notice is given to a client, it must be documented in SanWITS

- ❖ Go to Notes on the Navigation pane, (click Activity List then scroll down to Notes)



- ❖ Next Click on Add New Misc Note




- ❖ Note Type = select the appropriate NOABD type from the drop-down menu (see below)

- Denial of Authorization Notice
- Modification Notice
- Termination Notice
- Timely Access Notice
- Authorization Delay Notice
- Financial Liability Notice
- Payment Denial Notice

SANWITS NOABD

NOABD (Notice of Adverse Benefit Determination) Tracking in SanWITS

- ❖ Add appropriate date for when the notice was given
- ❖ Frequency = Incidental
- ❖ Summary = NOABD
- ❖ Then Click on Add Note



1. Fill out the 2 items on the note template and click Finish

1. Date NOABD mailed or given to the client:
2. Briefly explain reason for NOABD:

2. Click on Sign Note



3. Save and Finish

Note: Contact the SUD Support at [SUD MIS Support.HHSA@sdcounty.ca.gov](mailto:SUD_MIS_Support.HHSA@sdcounty.ca.gov) for questions regarding SanWITS data entry
Contact QIMatters at QIMatters.HHSA@sdcounty.ca.gov with questions regarding the NOABD process and policy