

The CANS certification process involves four steps that are completed on two different websites: the [RIHS website](#) and the [Praed Foundation](#) website.

If you have questions after reading this guide, please contact RIHS@sdsu.edu.

If you have difficulty with the Praed Foundation website, we at RIHS will do our best to resolve the problem for you. You can also contact the Praed Foundation team directly at support@TCOMtraining.com.

Step 1 Request Coupon

Request a coupon code to take the CANS eLearning and Certification Exam (free)

Visit the [RIHS CYF Outcomes](#) webpage on the RIHS website

Scroll down to Step 1 and click **Request Coupon Code**

Complete **ALL** fields in the request form



Use the same email address for **ALL** RIHS and Praed Foundation registrations

Academy for Professional Excellence
We create experiences that transform the heart, mind and practice.

ACADEMY APWA1 EWDS SA RIHS SACHS SDGEC TRIBAL STAR

Home » Program Overview » Pediatric Integrated Health Solutions » CYF SOC Home Base » CYF Outcomes Page

CYF Outcomes

The Pediatric Symptom Checklist (PSC-35) and the Child and Adolescent Needs and Strengths (CANS) have been selected as the new outcome tools for the County of San Diego Mental Health Plans (DHMP). The CYF Outcomes webpage is designed to help you understand and certified in the CANS, connect you with resources and information for implementation and answer your questions.

Start by following the steps below:

STEP 1: REQUEST COUPON CODE

Request Coupon Code

Click here to request your request has been re

STEP 2: CREATE ACCOUNT AND RED...

The CANS online course and exam must be accessed through the RIHS website using your coupon code. First download the step by step instructions and then go to the CANS website.

[Go to CANS website](#) [Download User Guide](#)

STEP 3: COMPLETE ONLINE COURSE

As shown in the User Guide, you will need to complete the San Diego CANS 1.0 course.

Questions? Email Us. rihs@sdsu.edu

Step 2 Create Account and Redeem Coupon

From the RIHS CYF Outcomes website, scroll down to Step 2 and click [Go to CANS Website](#)

On this website, you will create your Praed Foundation account



Complete the registration form using the same email address you used for RIHS

A registration form with the following fields: First Name, Last Name, Email, Password (minimum 6 characters), Username, Choose Country (dropdown), Choose Regional Designation (dropdown), Choose Agency (dropdown), and an "I'm not a robot" checkbox. A "Sign Up Now" button is at the bottom, with a link "Need help? Contact Us" and "or login if you already have an account" below it.

Select the **California, Behavioral Health- San Diego County** training bundle


The "Academy Bundles" page features a search bar, filters for "Creation Date" and "Update Date", and a list of bundles. The selected bundle is "California, Behavioral Health- San Diego County" by Lauren Schmidt, containing 3 courses. Below the bundle name is a "Redeem" button, which is highlighted by an orange arrow. A table below shows pricing: \$12 /annually for 1 user, totaling \$12. A "Buy Now" button is at the bottom.

Enter your coupon code in the box, and click **Redeem**

 Recertification requires a new coupon code each time

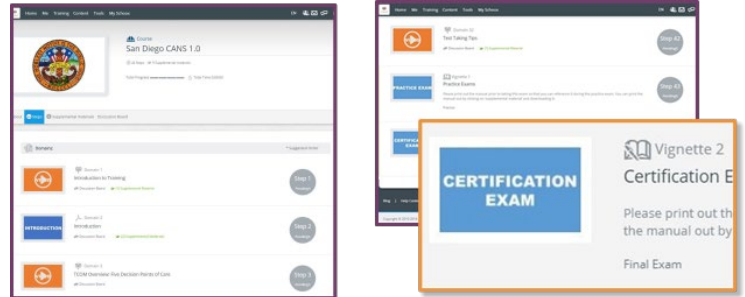
Step 3 Complete Online Course

Select the **San Diego CANS 1.0** course



Once you've enrolled in the San Diego CANS 1.0 you will have access to the eLearning and the certification exam

It's recommended you complete the eLearning prior to attempting the certification exam

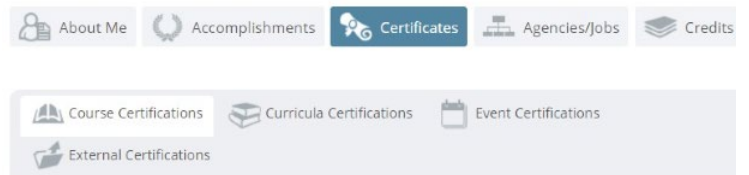


Step 4 Pass Certification Exam

You'll need a score of **0.7** to pass the CANS Certification Exam

You can download a certificate from the Praed website at any time

Your certificate includes your passing score and the date of your certification



Remember: Annual recertification is required!

Make note of your certification date and set a calendar reminder to recertify in one year